



Health and safety in the workplace: prevention measures

Amatucci Silvia

Statistical and Actuarial
Department

KIOSH 2024

12TH KAZAKHSTAN INTERNATIONAL OCCUPATIONAL
SAFETY AND HEALTH CONFERENCE AND EXHIBITION

Astana, Kazakhstan
EXPO International Exhibition Center
29-31 May 2024

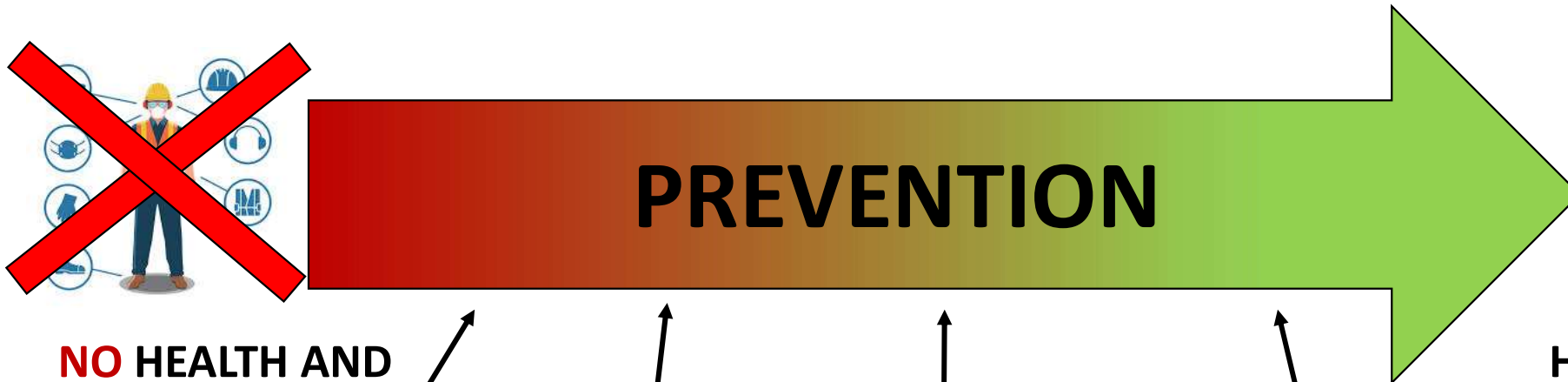
How did people work in the early 1900s?



This picture was taken
90 YEARS AGO in 1932

MUCH HAS CHANGED





**NO HEALTH AND
SAFETY AT WORK
MEASURES**

REPORTS

STATISTICS

**EUROPEAN UNION
AND ITALIAN
PREVENTIONAL
POLICIES**

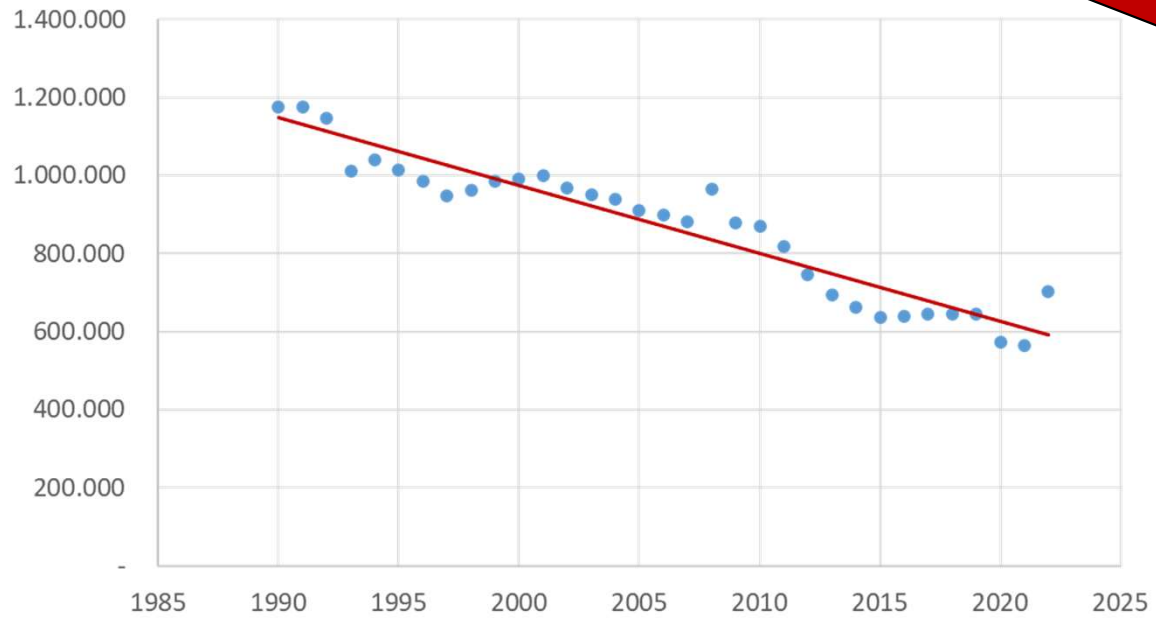
**SAFETY
DEVICES**

**HEALTH AND
SAFETY AT
WORK**



**LOWER
INJURY
RATE**

CLAIMS

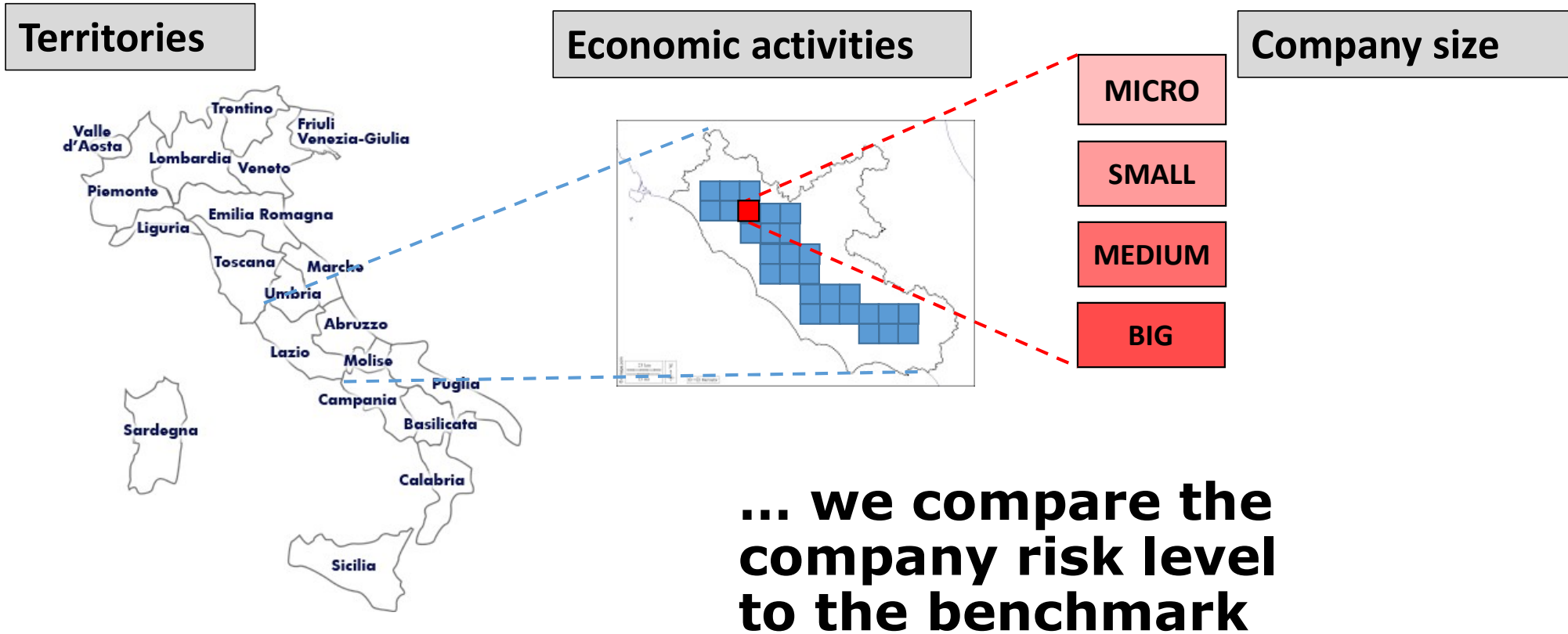


PREVENTION

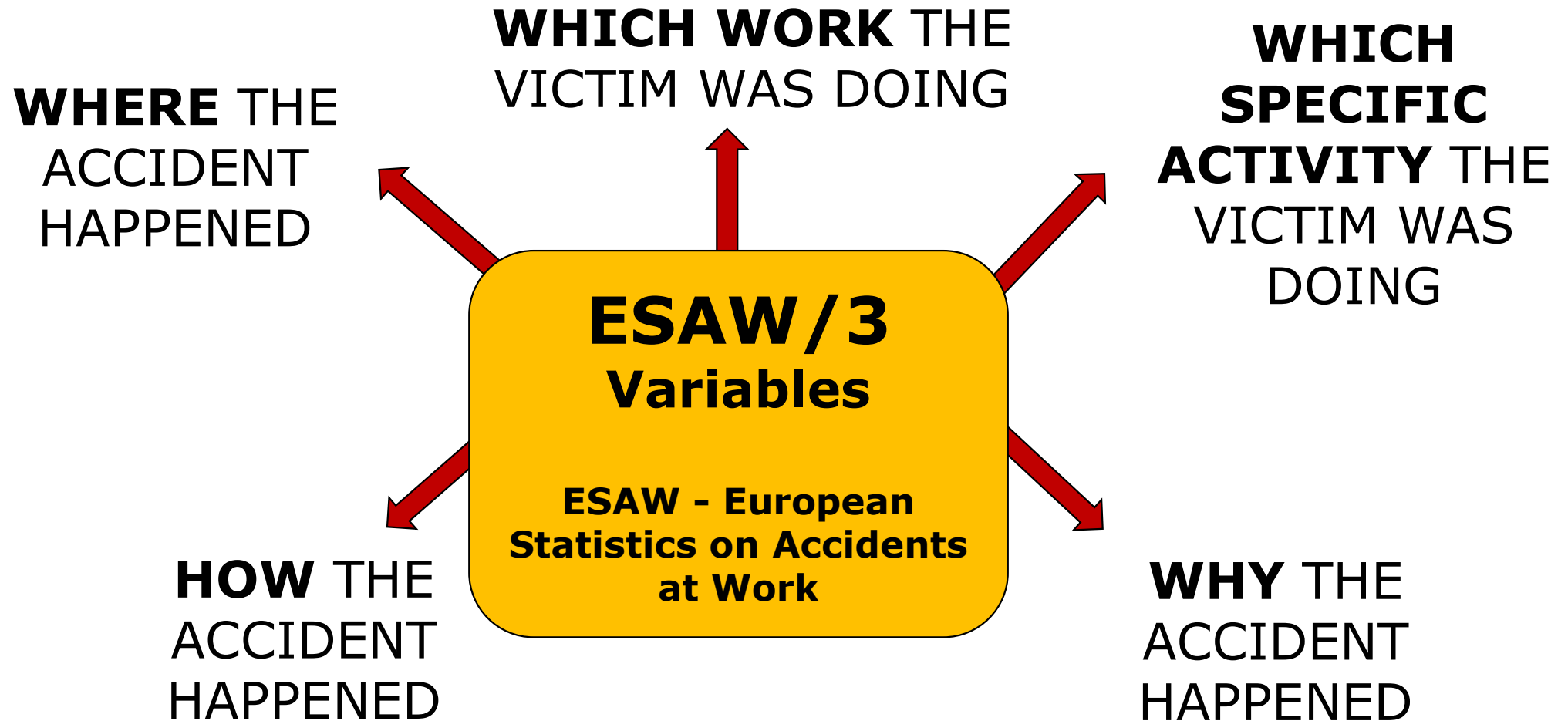
COMPARISON of the **INJURY RISK LEVEL** between **companies that take more occupational safety measures** and **companies with standard measures** (period 2017-2021)

Economic activity sectors	Frequency rate			Severity rate		
	Companies with more safety measures	Standard companies	Variation %	Companies with more safety measures	Standard companies	Variation %
Agriculture sector	26,1	30,2	-13,6	9,7	13,7	-29,2
Chemistry, plastic, paper sector	9,7	16,4	-40,9	15,3	17,8	-14,0
Construction sector	28,8	35,5	-18,9	25,5	33,4	-23,6
Electricity, gas and fuel sector	13,4	19,2	-30,2	18,7	27,1	-31,0
Wood sector	18,3	23,1	-20,8	13,9	20,2	-31,2
Metallurgy sector	12,7	19,9	-36,2	14,9	17,1	-12,9
Mining sector	24,5	37,1	-34,0	18,9	25,7	-26,5
Textile industry	10,2	13,1	-22,1	13,1	21,4	-38,8
Transport and warehousing sector	23,8	29,9	-20,4	12,8	20,8	-38,5
Other activities	9,8	14,6	-32,9	12,8	15,2	-15,8
All sectors	18,8	24,3	-22,6	14,8	20,9	-29,2

But it's not enough...



Causes and circumstances of accidents at work



Some INAIL tools of prevention

**PREMIUM RATE
DISCOUNT**

COMPANY RATING

**BUSINESS
FINANCING FOR
TRAINING
(also to students)**

**BUSINESS
FINANCING FOR
INTERVENTIONS ON
HEALTH AND
SAFETY AT WORK**

INAIL finances investment in Prevention through TENDERS called «Bandi ISI»

Goals:

- Improving **health and safety at work**
- Encouraging **technological innovation**
- Supporting emerging risks as **climate change**



**INAIL finances
65% of the project amount
up to €130.000**



€ 3,5 billion

The **budget** available since
2010



More than **200.000 companies**
have participated



To date, INAIL has financed about
80% of the projects that have
passed the check

Accident at work is a cost:

DIRECT COST: as premium

INDIRECT COST: as prevention (training, safety devices...) and as costs that depend on the occurrence of the accident (emergency aid, overtime, damage to machine...)

IN ITALY ACCIDENTS AT
WORK COST
3-4% OF GDP

PREVENTION reduces the frequency and the severity of accidents at work → and reduces **the cost of accidents at work too**

INAIL

ISTITUTO NAZIONALE PER L'ASSICURAZIONE
CONTRO GLI INCEERTUNI SUL LAVORO

THANK YOU

Silvia Amatucci

INAIL

Statistical and actuarial department

s.amatucci@inail.it

+39 06 5487 2354